

296897 Trigger Valve Rebuild Kit

311358C

ENG

*To replace spray gun trigger valve spring and o-rings.
For professional use only.*

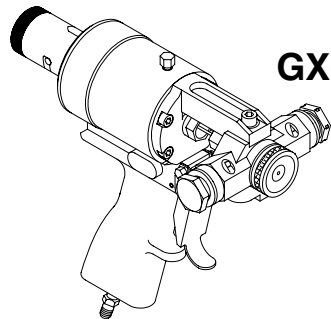


Important Safety Instructions

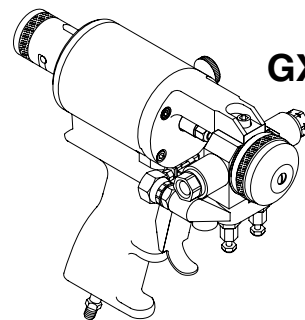
Read all warnings and instructions in this manual and in your gun manual. Save these instructions.

Model GX-7A, GX-7 400, GX-7 DI, and GX-8 Spray Guns, see page 2

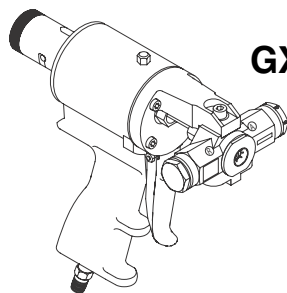
Model GAP PRO and Long Shot Spray Guns, see page 3



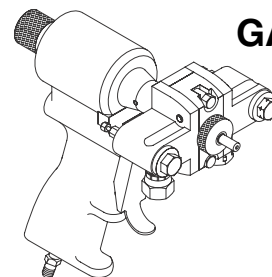
GX-7A



GX-7 DI




GX-7 400



GAP PRO

GRACO | GUSMER


Model GX-7A, GX-7 400, GX-7 DI, and GX-8 Spray Guns

						
---	--	--	--	--	--	--

Before beginning, follow the **Pressure Relief Procedure** in your separate gun instruction manual.

Ref. No.	Part No.	Description	Qty
1	295442	SPRING	1
2	111450	O-RING; fluoroelastomer	2
3	106555	O-RING; fluoroelastomer	4
4	118665	GREASE	1


See **O-ring Identification Table** on page 4 for o-ring dimensions.

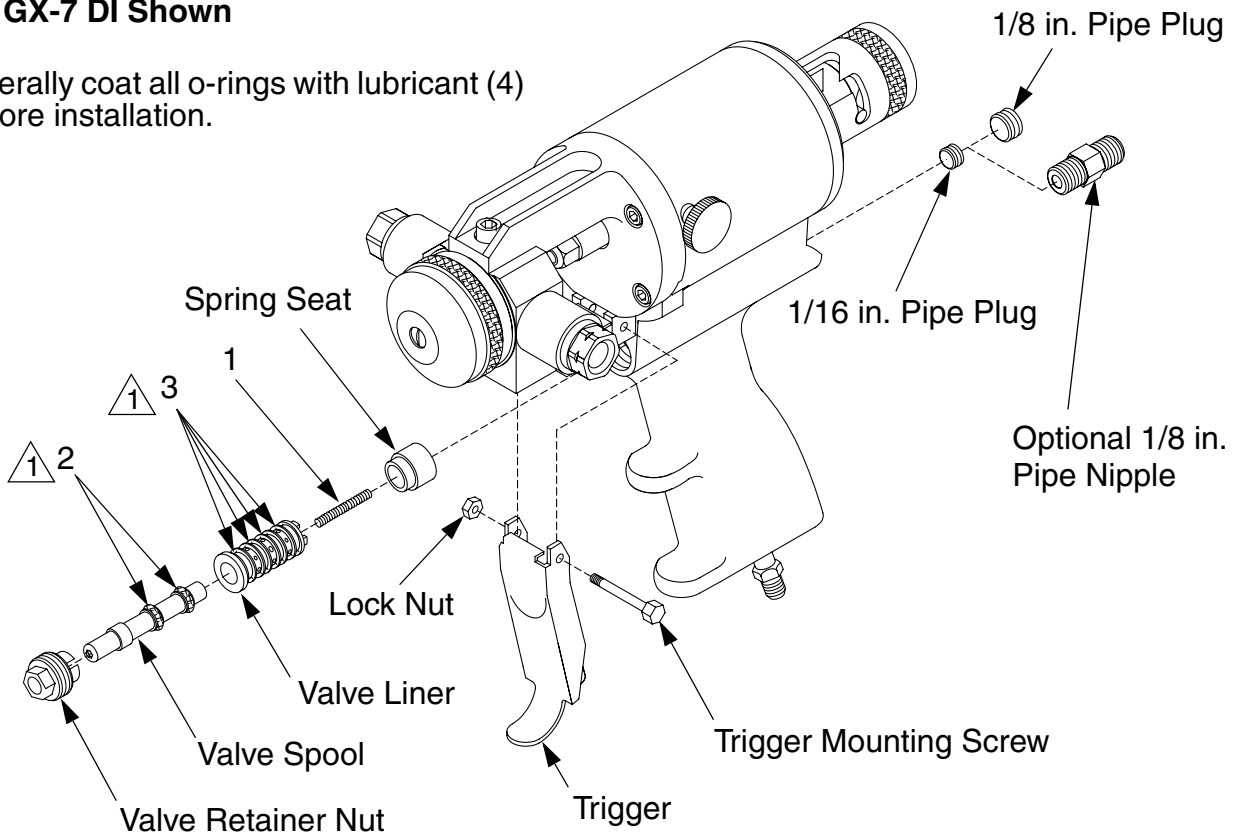
 Parts used on GX-7A, GX-7 400, GX-7 DI, and GX-8 guns are listed at right. The kit also includes parts for the guns shown on pages 3 and 4. Discard those parts to avoid accidental use.

All other parts identified are not included in the kit and must be ordered separately.

See your gun manual for proper repair procedures and parts ordering information.


Model GX-7 DI Shown

 1 Liberally coat all o-rings with lubricant (4) before installation.




Model GAP PRO and Long Shot Spray Guns

Ref. No.	Part No.	Description	Qty
1	295442	SPRING	1
4	118665	GREASE	1
5	112085	O-RING; fluoroelastomer	4
7	C20988	O-RING; fluoroelastomer	2



Before beginning, follow the **Pressure Relief Procedure** in your separate gun instruction manual.


See **O-ring Identification Table** on page 4 for o-ring dimensions.


 Parts used for the GAP PRO and Long Shot guns are listed at the right. The kit also includes parts for the guns shown on pages 2 and 4. Discard those parts to avoid accidental use.

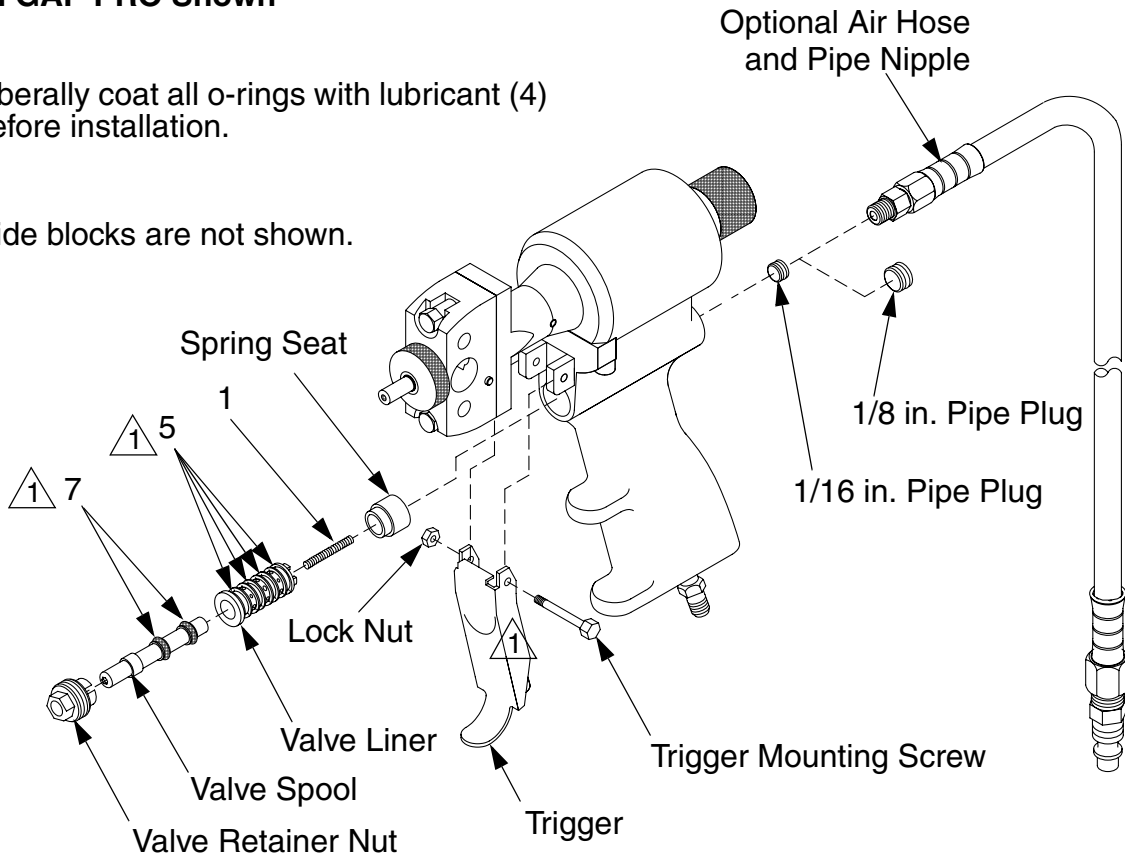
All other parts identified are not included in the kit and must be ordered separately.

See your gun manual for proper repair procedures and parts ordering information.

Model GAP PRO Shown





 1 Liberally coat all o-rings with lubricant (4) before installation.

 Side blocks are not shown.



O-ring Identification Table

This table lists the dimensions of the o-rings used by all of the trigger valve rebuild kits from the largest to the smallest.

	Ref. No.	Part No.	Outside Diameter	Inside Diameter
	3	106555	0.504 in.	0.364 in.
	5	112085	0.441 in.	0.301 in.
	2	111450	0.373 in.	0.239 in.
	7	C20988	0.316 in.	0.176 in.

Graco Standard Warranty

Graco warrants all equipment referenced in this document which is manufactured by Graco and bearing its name to be free from defects in material and workmanship on the date of sale to the original purchaser for use. With the exception of any special, extended, or limited warranty published by Graco, Graco will, for a period of twelve months from the date of sale, repair or replace any part of the equipment determined by Graco to be defective. This warranty applies only when the equipment is installed, operated and maintained in accordance with Graco's written recommendations.

This warranty does not cover, and Graco shall not be liable for general wear and tear, or any malfunction, damage or wear caused by faulty installation, misapplication, abrasion, corrosion, inadequate or improper maintenance, negligence, accident, tampering, or substitution of non-Graco component parts. Nor shall Graco be liable for malfunction, damage or wear caused by the incompatibility of Graco equipment with structures, accessories, equipment or materials not supplied by Graco, or the improper design, manufacture, installation, operation or maintenance of structures, accessories, equipment or materials not supplied by Graco.

This warranty is conditioned upon the prepaid return of the equipment claimed to be defective to an authorized Graco distributor for verification of the claimed defect. If the claimed defect is verified, Graco will repair or replace free of charge any defective parts. The equipment will be returned to the original purchaser transportation prepaid. If inspection of the equipment does not disclose any defect in material or workmanship, repairs will be made at a reasonable charge, which charges may include the costs of parts, labor, and transportation.

THIS WARRANTY IS EXCLUSIVE, AND IS IN LIEU OF ANY OTHER WARRANTIES, EXPRESS OR IMPLIED, INCLUDING BUT NOT LIMITED TO WARRANTY OF MERCHANTABILITY OR WARRANTY OF FITNESS FOR A PARTICULAR PURPOSE.

Graco's sole obligation and buyer's sole remedy for any breach of warranty shall be as set forth above. The buyer agrees that no other remedy (including, but not limited to, incidental or consequential damages for lost profits, lost sales, injury to person or property, or any other incidental or consequential loss) shall be available. Any action for breach of warranty must be brought within two (2) years of the date of sale.

GRACO MAKES NO WARRANTY, AND DISCLAIMS ALL IMPLIED WARRANTIES OF MERCHANTABILITY AND FITNESS FOR A PARTICULAR PURPOSE, IN CONNECTION WITH ACCESSORIES, EQUIPMENT, MATERIALS OR COMPONENTS SOLD BUT NOT MANUFACTURED BY GRACO. These items sold, but not manufactured by Graco (such as electric motors, switches, hose, etc.), are subject to the warranty, if any, of their manufacturer. Graco will provide purchaser with reasonable assistance in making any claim for breach of these warranties.

In no event will Graco be liable for indirect, incidental, special or consequential damages resulting from Graco supplying equipment hereunder, or the furnishing, performance, or use of any products or other goods sold hereto, whether due to a breach of contract, breach of warranty, the negligence of Graco, or otherwise.

FOR GRACO CANADA CUSTOMERS

The Parties acknowledge that they have required that the present document, as well as all documents, notices and legal proceedings entered into, given or instituted pursuant hereto or relating directly or indirectly hereto, be drawn up in English. Les parties reconnaissent avoir convenu que la rédaction du présente document sera en Anglais, ainsi que tous documents, avis et procédures judiciaires exécutés, donnés ou intentés, à la suite de ou en rapport, directement ou indirectement, avec les procédures concernées.

Graco Information

For the latest information about Graco products, visit www.graco.com.

TO PLACE AN ORDER, contact your Graco distributor or call to identify the nearest distributor.

Phone: 612-623-6921 **or Toll Free:** 1-800-328-0211 **Fax:** 612-378-3505

All written and visual data contained in this document reflects the latest product information available at the time of publication. Graco reserves the right to make changes at any time without notice.

Original instructions. This manual contains English. MM 31 1358

Graco Headquarters: Minneapolis

International Offices: Belgium, China, Japan, Korea

GRACO INC. P.O. BOX 1441 MINNEAPOLIS, MN 55440-1441

Copyright 2006, Graco Inc. is registered to ISO 9001

www.graco.com
Revised 11/2010